
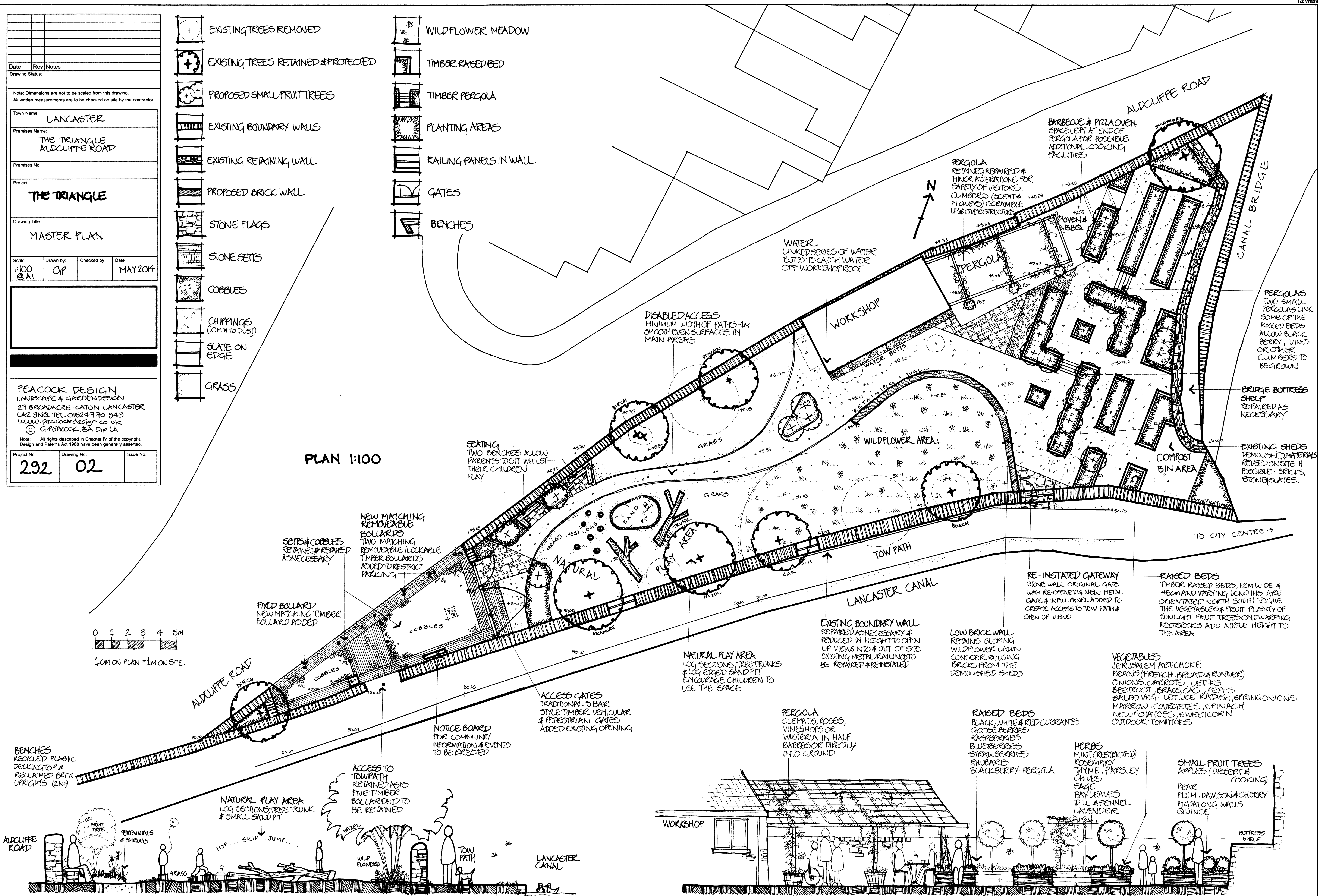



Date	Rev	Notes
Drawing Status:		
Note: Dimensions are not to be scaled from this drawing. All written measurements are to be checked on site by the contractor.		
Town Name: LANCASTER		
Premises Name: THE TRIANGLE ALDCLIFFE ROAD		
Premises No.:		
Project: THE TRIANGLE		
Drawing Title: MASTER PLAN		
Scale: 1:100	Drawn by: CIP	Checked by: Date: MAY 2014
PEACOCK DESIGN LANDSCAPE & GARDEN DESIGN 27 BROADACRE CATON LANCASTER LA2 8NS TEL 01624 770 849 WWW.PEACOCKDESIGN.CO.UK © G. PEACOCK, BA Dip LA		
Note: All rights described in Chapter IV of the copyright. Design and Patents Act 1988 have been generally asserted.		
Project No: 292	Drawing No: 02	Issue No:

- EXISTING TREES REMOVED
- EXISTING TREES RETAINED & PROTECTED
- PROPOSED SMALL FRUIT TREES
- EXISTING BOUNDARY WALLS
- EXISTING RETAINING WALL
- PROPOSED BRICK WALL
- STONE FLAGS
- STONE SETTS
- COBBLES
- CHIPPINGS (10MM TO DUST)
- SLATE ON EDGE
- GRASS
- WILDFLOWER MEADOW
- TIMBER RAISED BED
- TIMBER PERGOLA
- PLANTING AREAS
- RAILING PANELS IN WALL
- GATES
- BENCHES

PLAN 1:100



SECTION THROUGH NATURAL PLAY AREA 1:50



SECTION THROUGH RAISED BED AREA 1:50

BARBECUE & PIZZA OVEN
SPACE LEFT AT END OF PERGOLA FOR POSSIBLE ADDITIONAL COOKING FACILITIES

PERGOLA RETAINED & REPAIRED & MINOR ALTERATIONS FOR SAFETY OF VISITORS. CLIMBERS (SCENT & FLOWERS) SCRAMBLE UP OVERSTRUCTURE

WATER LINKED SERIES OF WATER BUTTS TO CATCH WATER OFF WORKSHOP ROOF

DISABLED ACCESS
MINIMUM WIDTH OF PATHS - 1M
SMOOTH EVEN SURFACES IN MAIN AREAS

SEATING
TWO BENCHES ALLOW PARENTS TO SIT WHILST THEIR CHILDREN PLAY

NEW MATCHING REMOVABLE BOLLARDS
TWO MATCHING REMOVABLE/LOCKABLE TIMBER BOLLARDS ADDED TO RESTRICT PARKING

FIXED BOLLARD
NEW MATCHING TIMBER BOLLARD ADDED

SETTS & COBBLES RETAINED & REPAIRED AS NECESSARY

EXISTING BOUNDARY WALL REPAIRED AS NECESSARY & REDUCED IN HEIGHT TO OPEN UP VIEWS INTO & OUT OF SITE. EXISTING METAL RAILINGS TO BE REPAIRED & REINSTALLED

NATURAL PLAY AREA
LOG SECTIONS, TREE TRUNKS & LOG EDGED SAND PIT ENCOURAGE CHILDREN TO USE THE SPACE

ACCESS GATES
TRADITIONAL 5 BAR STYLE TIMBER VEHICULAR & PEDESTRIAN GATES ADDED EXISTING OPENING

NOTICE BOARD FOR COMMUNITY INFORMATION & EVENTS TO BE PREZED

ACCESS TO TOW PATH
RETAINED AS IS
FIVE TIMBER BOLLARDS TO BE RETAINED

RE-INSTATED GATEWAY
STONE WALL ORIGINAL GATE WAY RE-OPENED & NEW METAL GATE & INFILL PANEL ADDED TO CREATE ACCESS TO TOW PATH & OPEN UP VIEWS

LOW BRICK WALL
RETAINS SLOPING WILDFLOWER LAWN
CONSIDER REUSING BRICKS FROM THE DEMOLISHED SHEDS

RAISED BEDS
TIMBER RAISED BEDS, 1.2M WIDE & 15CM AND VARYING LENGTHS ARE ORIENTATED NORTH SOUTH TO GIVE THE VEGETABLES & FRUIT PLENTY OF SUNLIGHT. FRUIT TREES OR DWARFING ROOTSTOCKS ADD ADITPLE HEIGHT TO THE AREA.

VEGETABLES
JERUSALEM ARTICHOKE
BEANS (FRENCH, BROAD & RUNNER)
ONIONS, CARROTS, LEEKS
BEETROOT, BRASSICAS, PEAS
SALAD VEG - LETTUCE, RADISH, SPRING ONIONS
MARROW, COURGETTES, SPINACH
NEW POTATOES, SWEETCORN
OUTDOOR TOMATOES

RAISED BEDS
BLACK, WHITE & RED CURRANTS
GOOSE BERRIES
RASPBERRIES
BLUEBERRIES
STRAWBERRIES
RHUBARB
BLACKBERRY - PERGOLA

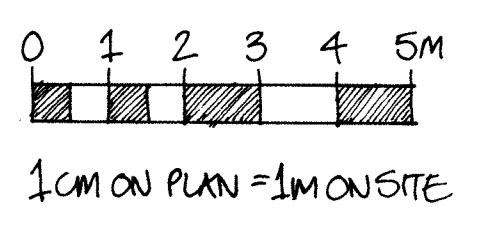
HERBS
MINT (RESTRICTED)
ROSEMARY
THYME, PARSLEY
CHIVES
SAGE
BAY LEAVES
DILL & FENNEL
LAVENDER

SMALL FRUIT TREES
APPLES (DESSERT & COOKING)
PEAR
PLUM, DAMSON & CHERRY
FIGS ALONG WALLS
QUINCE

PERGOLAS
TWO SMALL PERGOLAS LINK SOME OF THE RAISED BEDS ALLOW BLACK BERRY, VINES OR OTHER CLIMBERS TO BE GROWN

BRIDGE BUTTRESS SHELF REPAIRED AS NECESSARY

EXISTING SHEDS DEMOLISHED, MATERIALS REUSED ON SITE IF POSSIBLE - BRICKS, STONE, SLATES.



1CM ON PLAN = 1M ON SITE



ALDCLIFFE ROAD

ALDCLIFFE ROAD

CANAL BRIDGE

WORKSHOP

COMPOST BIN AREA

LANCASTER CANAL

TO CITY CENTRE

WORKSHOP

BUTTRESS SHELF